

BCG Return Policy

At Bucks Country Gardens, we look forward to seeing you return soon and often! In the unusual event that you need to return merchandise, we would like to help you with the process. We do ask that you have your **original register receipt**, make your **return within 30 days** of the purchase date, and **return the product in its original packaging**. We will exchange your product for another, give you a store credit or refund your money, based upon the item purchased. Seasonal and holiday items may be returned up to the specific holiday. All clearance sales are final and we are unable to accept returns on special orders. Returns without a receipt will be given store credit for the lowest price offered in the last 30 days.

BCG Services

PLANT & BULK DELIVERY

Can't fit that tree or shrub in your car? We'll bring it out for you. Need bulk materials like mulches, stones or soils? We'll bring it to your home. BCG will deliver bulk materials to your door for minimum quantities of 3 yards/3 ton (depending on your materials). Delivery fees vary depending on the type of delivery and destination. Fees are calculated according to the MapQuest distance from BCG to your destination with a 5 mile minimum charge.

PLANTING

We will professionally plant your trees and shrubs and extend the plant guarantee to 24 months. Fees for planting are based on the original price of the plant plus delivery fees.

SOIL TESTING

Bring us a sample of your soil (equivalent to a coffee can size), and we'll test your soil right at our pharmacy desk. If you require additional soil testing, we sell soil testing kits, or you can send your soil sample to Penn State University for detailed testing for a nominal fee.

If things don't seem right...

...Are leaves wilting or have spots?

...Are there dead leaves or branches on the plant?

...Are leaves turning color or falling off?

If any of these things are happening to your plant, it is important to call one of our Nursery Professionals as soon as the symptoms are observed. **Do not dig the plant up at this time.** Call us at 215.766.7800.

HOUSE CALLS

Having a problem with a sick or needy plant, or a troubled lawn at home? One of our skilled professionals will come to your house and identify a remedy for any of your needs. Horticultural House Call fee is \$99 which includes a 1 hour consultation or assessment. Each additional ½ hour is \$49.

FOUNTAIN SETUP

Purchase one of our many fountains and we will deliver and set it up for you. Prices for delivery and set-up vary based upon fountain purchased and delivery distance.

LANDSCAPE DESIGN/BUILD

Our professional landscape division features talented designers, experienced technicians and award winning projects. BCG focuses on the client relationship to perfect the design/build experience. Our commitment to our clients and the success of each of their projects, from the drafting table to the final touches, is unsurpassed. BCG offers an initial site visit at no charge.

Planting Guide & Warranty

A handy guide to proper planting procedures for trees, shrubs and plants.

OUR GUARANTEE

At Bucks Country Gardens, we are proud of the high quality plant material we offer and **guarantee it for 12 months** providing it has received proper care and maintenance. The guarantee is **extended to 24 months when purchasing our recommended soil amendment and fertilizer**. Plants that fail to survive will be replaced once with a plant of equal value or store credit. Garden roses, fruit trees, and aquatics are guaranteed for the growing season in which they are purchased. Annuals, tropicals and houseplants are guaranteed for 30 days. Trees used indoors at Christmas, plants in raised containers and clearance plants are not guaranteed. Plants that fail due to neglect, improper care or animal damage cannot be replaced.

RECIPE FOR SUCCESS

Extend the guarantee of your plants to 24 months by planting according to our instructions and purchasing the recommended soil amendment and fertilizer:




BUMPER CROP®
All purpose pre-fertilize planting and garden soil amendment. Also excels as a nutrient-rich top dressing for perennial and annual plantings.
1 CU FT/TWO SHRUBS
2 CU FT/TREE



ESPOMA BIO-TONE® STARTER PLUS
Organic starter fertilizer with natural ingredients to help promote bigger blooms, establish plants quickly and reduce transplant shock.



7 Essential Steps for Planting Success




1. Dig the Hole

Dig a hole twice the width and slightly shallower than the root ball of your plant. Set the topsoil aside on a tarp, separating any sod, subsoil and stone.




2. Prepare the Soil

Mix the topsoil with **Bumper Crop**® organic soil builder. You will need 1 cu. ft. for every two shrubs and 2 cu. ft. for every balled and burlapped tree. Add **Espoma Bio-tone**® **Starter Plus** fertilizer to the soil mix. For flower and vegetable gardens, work 2 cu. ft. **Bumper Crop**® into the top 6"–8" of soil for every 25 sq. ft.




3. Prepare & Place Plant

Place balled and burlapped plant in hole elevated 1"–2" above existing soil level. Partially backfill hole to keep the plant centered and straight. Cut and remove all twine and nylon string, peel back top third of burlap and metal cage.




For container grown plants, remove plastic pot and gently loosen outside roots. If the roots are extremely compacted, make shallow cuts through the roots on the sides and bottom of root ball. Place plant in hole as described above.




4. Backfill the Hole

Backfill the hole half way and lightly compact the soil. Fill the rest of the hole with soil mix and lightly tamp again. The soil should be level with the top of the root ball. Build a saucer around the edge of the hole with remaining soil mix.



5. Watering

Fill the saucer with water two times allowing it to drain between applications. Regular, thorough watering will be required for the first year. Balled and burlapped plants require 10–15 gallons once a week applied slowly with a hose or Tree Gator watering bag. Container grown plants require 2–3 gallons twice a week applied with a watering can or hose end wand and diffuser. Annuals and perennials may need water every other day. Plants in containers and hanging baskets may need water daily. During periods of extreme heat and active growth, watering may be required more frequently.



6. Mulching & Staking

Apply **Preen** garden weed preventer and a 2"–3" layer of mulch around your plants, keeping the mulch away from the trunk and stems. Stake all trees that may be susceptible to being blown crooked by gusting winds. Wrap the trunks of all shade and flowering trees with **Clarks Tree Wrap** to prevent sun scald. Stakes and wrap must be removed after one year.



7. Continuing Care

Fertilize:

Annuals: **Bud & Bloom** every two weeks

Veggies: **Espoma Tomato-tone** every 14 days

Roses: **Espoma Rose-tone** every 14 days (*Begin in April*)

Fertilize these plants the following season:

Evergreens: **Espoma Holly-tone**

Shade & Flowering Trees: **Espoma Tree-tone**

Flowering Shrubs & Perennials: **Espoma Plant-tone**

Protect plants from:

Deer Browse: **Liquid Fence** or **Deer Scram**

Winter Burn: **Wilt Stop**